


September Day Fly by Ken Abrames



Wind the white thread to above the hook point.



Hook: Eagle Claw 253

Thread: White



Tail: Gray bucktail under 2 pieces of pearl flashabout under light blue bucktail.

Body: Silver mylar tubing

Throat: White bucktail as a 3/4 collar, bottom and both side one hair thick.

Wing: long gray bucktail under violet saddle under dull blue saddle (tied in flat, curve side down)

Tail: tie in gray bucktail, under 2 pieces of pearl flashabou, under light blue bucktail.



Body: tie silver mylar tubing (remove core and flatten) on top of shank and wrap thread up to 1/4" before hook eye. Wrap tubing forward without over lapping, then tie off.



Throat: tie in long white bucktail as a 3/4 collar, bottom and both side one hair thick.

Wing: long gray bucktail under violet saddle under dull blue saddle (tied in flat, curve side down).



September Night Fly by Ken Abrames



Tail: tie in long gray bucktail under two pieces of silver flash under two white saddles (tied in flat, curve side down).



Body: Tie on silver mylar tubing as in the September Day Fly



Throat: tie in as the September Day Fly

Collar: tie in a white marabou and double and wind 2 or 3 times.



Wing: long white bucktail under 15 pieces of purple bucktail under two pieces of blue flash under one natural black saddle (tied flat, curve side down.)



Hook: Eagle Claw 253

Thread: White

Tail: long gray bucktail under two pieces of silver flash under two white saddles.

Body: Silver mylar tubing

Throat: White bucktail as a 3/4 collar, bottom and both side one hair thick

Collar: tie in a white marabou and double and wind 2 or 3 times.

Wing: long white bucktail under 15 pieces of purple bucktail under two pieces of blue flash under one natural black saddle