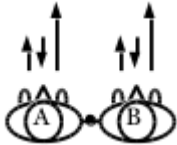
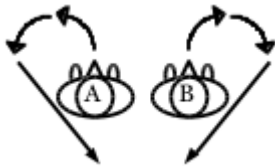
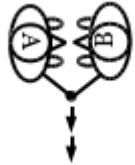
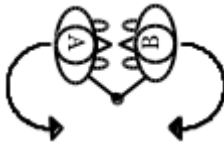
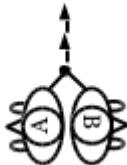
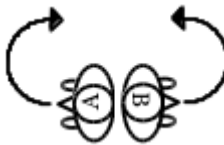

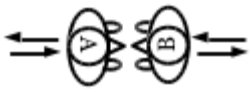
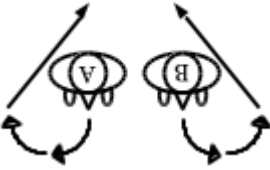


Grene Gynger (Gresley; tune and choreography by Emma Dansmeyla and Martin Bildnet)

Tim McDaniel, in the SCA Daniel de Lincoln, 16 June 2017

As many couples as will, starting by taking inside hands.

Phrase	Steps	Beats	Picture	Source
A, A	Single forward, single back, double forward. Repeat.	16		doble trace
B	Make a heart. Cast outward away from your partner with a "pavane": single, single, double. End facing your partner taking original ("inside") hands: lord's right, lady's left.	8		and a hertt in the end
C	Holding hands, two slipping steps in the direction of your hands.	2		After the end of the trace, rak both on way
	Turn back to back still holding hands.	2		and in the end turn bak to bak
C	Still holding hands, two slipping steps in the direction of your hands.	2		then reke ayn bak to bak
	Turn face to face while dropping hands, angled slightly left.	2		and in the end turne face to face.
D	Side past your partner one double and double back to place.	8		then 3 singlis, ethir contrary oder and three bak ayen.

D	Back a double from your partner, then double to meet.	8		Then either retreat or 3 singlis then come together
E	Make a heart the other way. Face down the hall. Cast outward away from your partner with a "pavane": single, single, double. End proper, side by side, and take inside hands.	8		and make a heryy ayen.

Source

The Gresley manuscript is explained in Emma Dansmeyla and Martin Bildner, "More Dances from the Gresley Manuscript", Known World Dance Symposium VII, http://rendance.gyges.org/content/seven_gresley_dances/KWDS_VIII_Notes.pdf. Their main page is at <http://rendance.gyges.org/>, for the Ontario Renaissance Dance Guild. The tune can be downloaded from that main page; it repeats the dance three times. Their booklet of instructions hasn't been posted yet. I shamelessly stole their reconstruction, and even the notion of their table of steps with musical phrases, the original text, and diagrams of dancers.

Dance

For some reason, my local group found it hard to do the first heart up the hall and then the second heart down the hall. Therefore, we do both hearts up the hall. But I haven't seen any such difficulty elsewhere. *Shrug?*

One danceability problem is the raking: some feel that it is awkward and unusual. They have to take slip steps while facing someone and holding hands, then the pivot is fast, then they have to take slip steps *without* facing the person, then there's another fast pivot. I have no solution to suggest other than, if one dancer in a couple has a physical problem with doing the slipping or turning, the couple can agree to some alternative steps. For example, the couple might decide to do only one slip or even no slips.

I disagree with the next bit, Emma and Martin's reconstruction of "... and in the end turne face to face. then 3 singlis, ethir contrary oder and three bak ayen". They have

- slip back to back
- in 2 beats half turn to face
- in no time, quarter turn left
- double away
- in no time, half turn
- double back
- in no time, quarter turn left to face

My thinking: the manuscript says "and in the end turne face to face". Directions for facing are unusual in the few dances I've looked at. I think it's significant, and in particular there should not be an immediate extra turn that is not notated and removes the effect of turn to face. Also, that's a lot of turning, especially in no time or including turns as part of other steps. I take "3 singlis, ethir contrary oder" more literally. Since you can't actually phase through each other's body like a lepton, the closest movement is to side past. In Prenes in Gre, Gaita reconstructed "Then face to face 6 singlis, ethir contrary oder" as siding two doubles.

Copyright 2017 by Tim McDaniel, tmcd@panix.com. 

This work is licensed under a [Creative Commons Attribution-NonCommercial-ShareAlike 4.0 International License](https://creativecommons.org/licenses/by-nc-sa/4.0/).

The URL for this page is http://www.panix.com/~tmcd/dance/gresley/grene_gynger.html. A ZIP file of all my Gresley instructions is at

<http://www.panix.com/~tmcd/dance/gresley/gresley.zip>.

