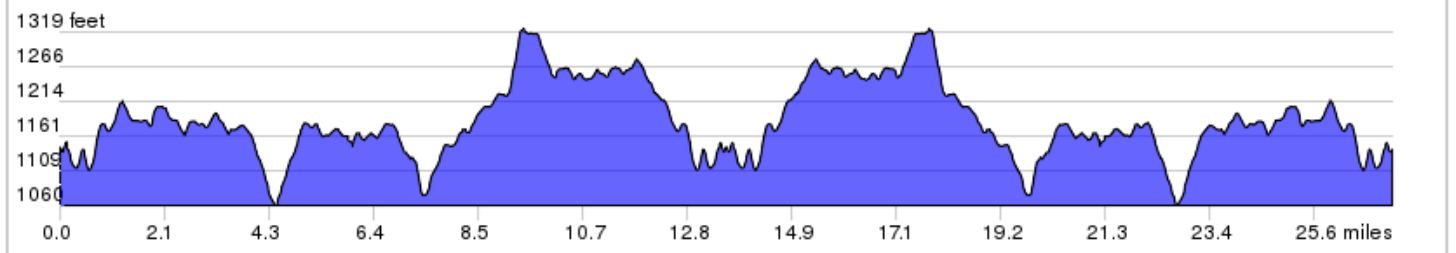
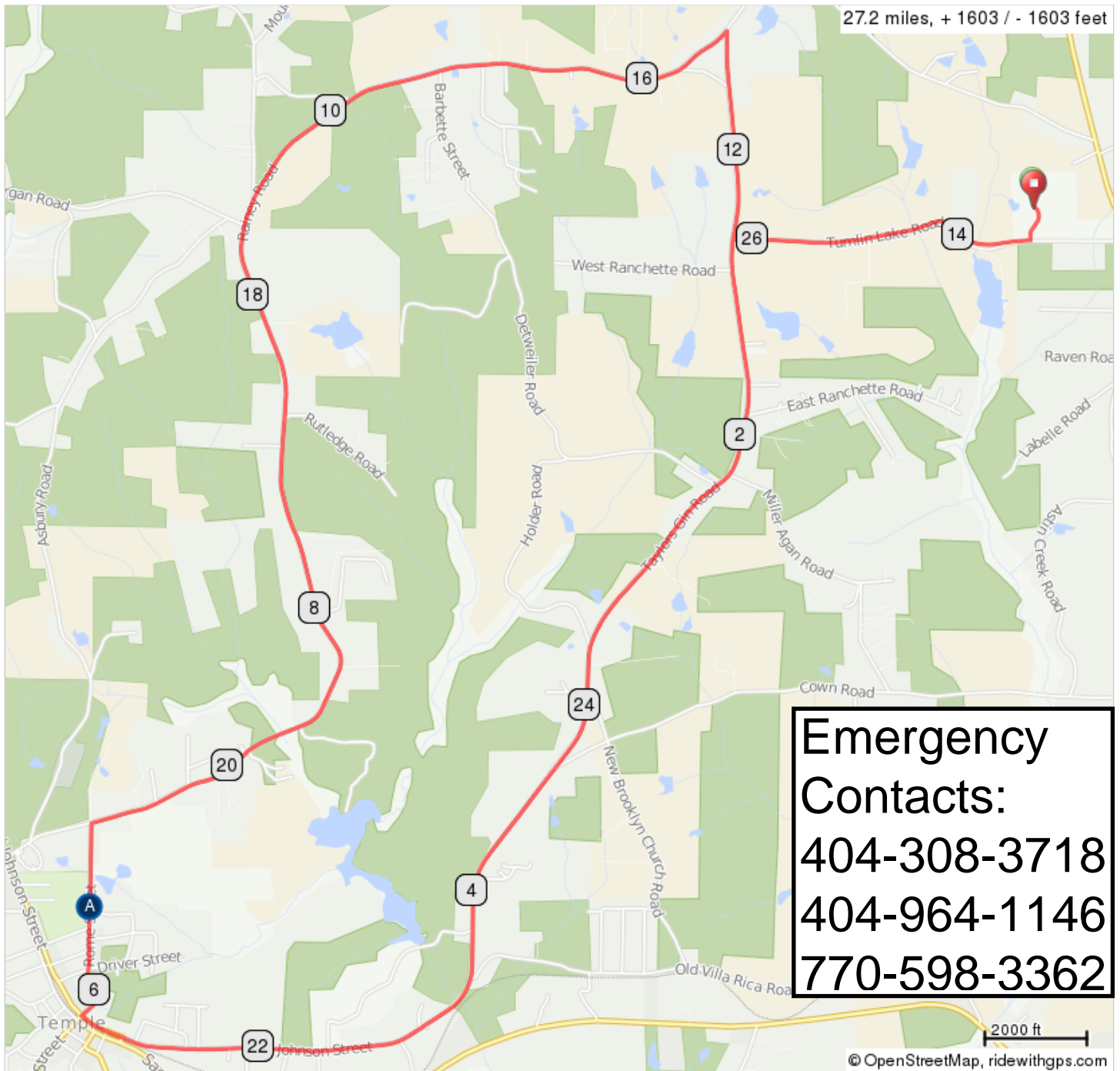


Twice Baked Psyhle Century, 28-mile option



one clockwise 14-mile loop followed by one counterclockwise 14-mile loop with rest stops at miles 6.3, 13.6 and 20.9

A. Rest Stop



Twice Baked Psychle Century, 28-mile option

0.0	🚩	Start of route	0.1
0.1	→	R to stay on Tumlin Lake Rd	1.1
1.3	←	L onto Taylors Gin Rd	3.1
4.3	↑	Continue onto E Johnson St	1.6
5.9	→	R onto Rome St	0.5
6.3	🛏	Rest Stop	0.3
6.6	→	R onto Rainey Rd	4.9
11.6	→	R onto Taylors Gin Rd	0.8
12.3	←	L onto Tumlin Lake Rd	1.1
13.5	←	L to stay on Tumlin Lake Rd	0.1
13.6	🛏	Rest Stop (turn around for 2nd lap)	0.1
13.7	→	R to stay on Tumlin Lake Rd	1.1
14.9	→	R onto Taylors Gin Rd	0.8
15.6	←	L onto Rainey Rd	4.9
20.6	←	L onto Rome St	0.3
20.9	🛏	Rest Stop	0.5
21.3	←	L onto E Johnson St	1.6
22.9	↑	Continue onto Taylors Gin Rd	3.1
25.9	→	R onto Tumlin Lake Rd	1.1
27.1	←	L to stay on Tumlin Lake Rd	0.1
27.2	🚩	End of route	0.0

Emergency Contacts:

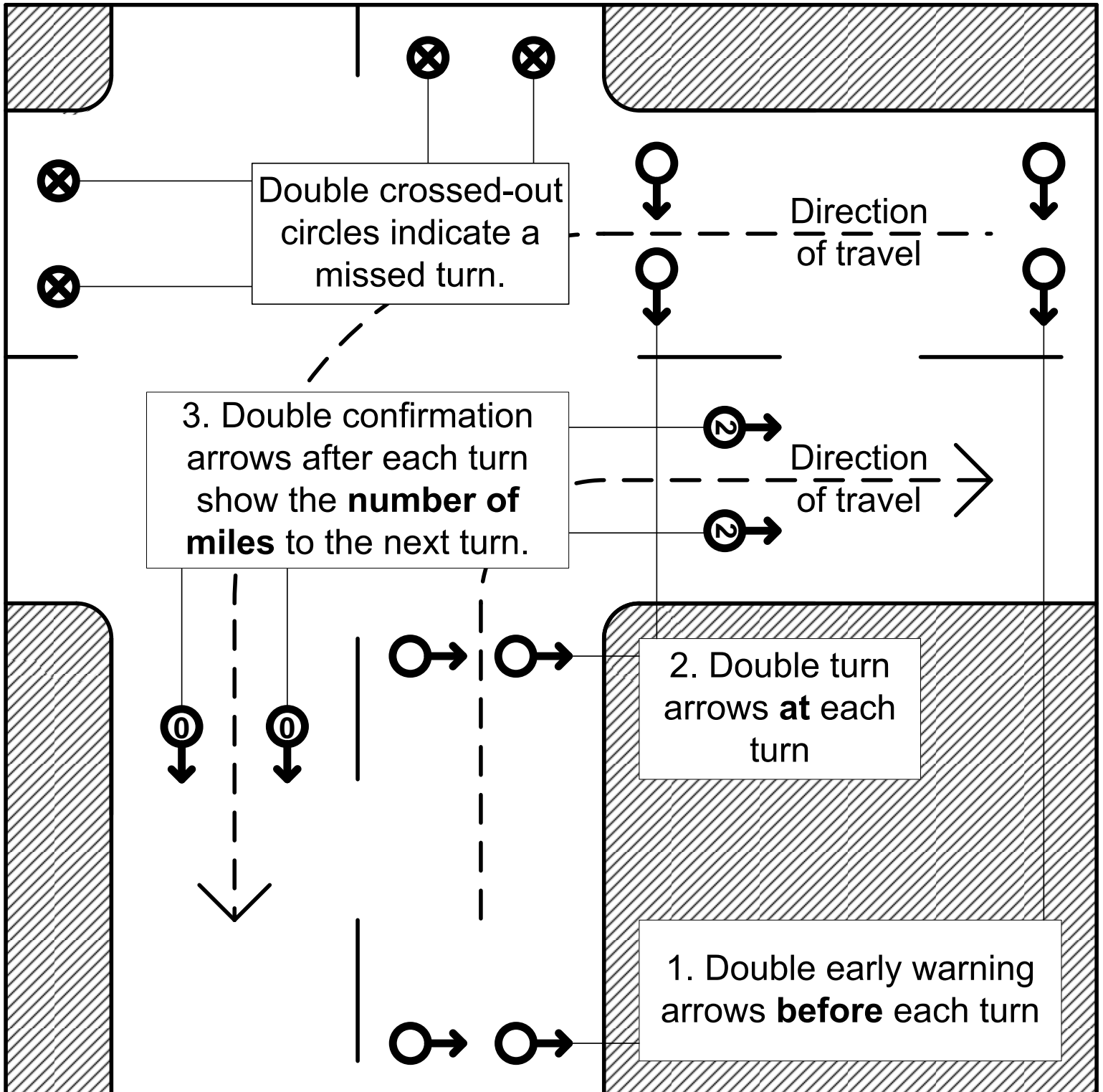
404-308-3718

404-964-1146

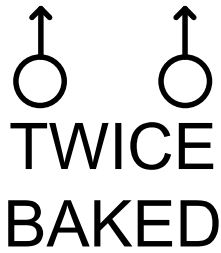
770-598-3362

27.2 miles. +1595/-1597 feet

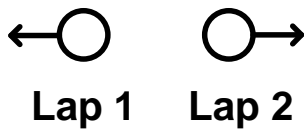
Twice Baked Psyche Century Course Markings (Typical)



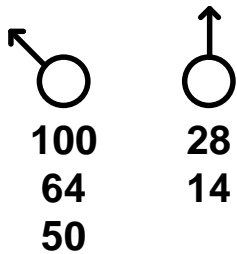
Special Markings



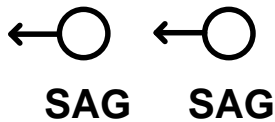
Welcome to the Twice Baked Psychle Century!
For your convenience we recommend that you
continue driving straight ahead to the second
Villa Rica Middle School entrance.



Turn left if on lap 1, turn right if on lap 2.
14- and 50-mile riders are always on lap 1. 28-, 64-
and 100-mile riders are on lap 1 until they return to
the Villa Rica Middle School SAG stop/start/finish
for the first time and on lap 2 thereafter.

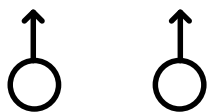


50-, 64- and 100-mile riders: Turn left.
14- and 28-mile riders: Continue straight ahead.

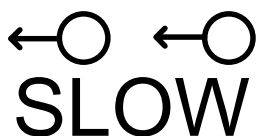


Turn left to pull into the SAG (rest) stop. When you
leave always continue in the same direction in
which you had been going before. (Only exception:
28-mile riders make a U-turn at the Villa Rica
Middle School SAG stop/start/finish.)

(Intersection with no markings)
Continue straight through (because we generally
do not mark intersections with no turns).



Continue straight through this intersection. (Even
though we generally do not mark intersections with
no turns we sometimes make an exception to
reassure you that you are on-course.)



100-mile riders only: On lap 2 you will encounter
one left turn at the end of a downhill. Brake
sufficiently to make the turn.